



Columbia College
Vancouver, Canada

STUDY PERMIT EXTENSION

APPLICATION GUIDE

Property of Columbia College Student Services Department

Last Updated:
January 27, 2025



Contents

I. HOW TO CREATE A MYCIC ACCOUNT.....	2
I. HOW TO FILL-UP THE ONLINE QUESTIONNAIRE.....	3
II. HOW TO FILL-UP THE GOVERNMENT APPLICATION FORM	11

IMPORTANT MESSAGE – ONLY USE YOUR STUDY PERMIT EXTENSION LETTER FOR THIS APPLICATION.

DO NOT submit your original letter of acceptance or confirmation of enrolment as a supporting document.



I. HOW TO CREATE A MYCIC ACCOUNT

1. Google "MyCIC Account" or go to the link below: <https://www.canada.ca/en/immigration-refugees-citizenship/services/application/account.html>

Sign in to your IRCC secure account

Your account lets you start an application, submit and pay for your application, get messages related to your application, check the status of your application and update your information.

Need help signing in or applying online?

⚠ This online service will be unavailable from **1:00 a.m. to 6:00 a.m.** Eastern time, on **Tuesday February 11, 2020**, in order to perform system maintenance.

⚠ As of November 8, 2019, you can't use **CHOICE Rewards MasterCard** to sign in. [Find out what to do to regain access to your application](#) if your Sign-In Partner was removed.

Option 1: GCKey

Sign in with your GCKey user ID and password.

Sign in with GCKey

Option 2: Sign-In Partner

Sign in with your online Canadian banking information if you have an existing account with 1 of our partners.

Sign in with Sign-In Partner

[View the full list of Sign-In Partners](#)

2. Register for the account. Decide which option you would like to take. Both options will lead you to the same account.

OPTION 1: REGISTER WITH GCKEY

- Click Register with a GCKey.
- Click Sign Up. iii. Read the Terms and Conditions of Use and click I Accept. iv. Create a username. Click Continue.
- Create a password. Click Continue.
- Create your security questions and responses. Click Continue.
- Click Continue to get to the Sign Up Complete page.
- Read the Terms and Conditions. Click I Accept. ix. Enter your information and follow the steps to create your account.

OPTION 2: REGISTER WITH A SIGN-IN PARTNER

- Click Register with a Partner Sign-In. ii. Choose your financial institution. iii. If you don't see your financial institution listed, you need to register with GCKey. iv. Enter your banking sign-in information and click Continue.
- Read the Terms and Conditions of Use and click I Accept.
- Enter your information and follow the steps to create your account.



I. HOW TO FILL-UP THE ONLINE QUESTIONNAIRE

1. Once you have logged into your MyCIC Account, scroll down on the dashboard and click on “Apply to come to Canada”.

View the applications you submitted

Review, check the status or read messages about your submitted application.

Search: Showing 0 to 0 of 0 entries | Show entries

Application type ↑↓	Application number ↑↓	Applicant name ↑↓	Date submitted ↓	Current status ↑↓	Messages ↑↓	Action
No data available in table						

Did you apply on paper or don't see your online application in your account? [Add \(link\) your application to your account](#) to access it and check your status online.

Continue an application you haven't submitted

Continue working on an application or profile you haven't submitted or delete it from your account.

Search: Showing 0 to 0 of 0 entries | Show entries

Application type ↑↓	Date Created ↓	Days left to submit ↑↓	Date last saved ↑↓	Action
No data available in table				

Start an application

Apply to come to Canada

Includes applications for visitor visas, work and study permits, Express Entry and International Experience Canada. You will need your personal reference code if you have one.

Students: Transfer schools

For approved study permit holders only. Tell us if you are changing designated learning institutions. You will need your application number.

Refugees: Apply for temporary health care benefits

Use this application if you are a protected person or refugee claimant who wants to apply for the Interim Federal Health Program.

Citizenship: Apply for a search or proof of citizenship

Use this application to apply for proof of citizenship (citizenship certificate) or to search citizenship records.

2. If you do not have a Personal Reference Code, click on “Visitor visa, study and/or work permit”.



Personal checklist

Personal Reference Code

If you have already completed the Come to Canada or the Express Entry wizard, you would have received a document checklist and/or a personal reference code, based on the answers you provided.

* Please enter your personal reference code to begin your application. *(required)*



Continue

Cancel

I do not have a Personal Reference Code

If you do not have a personal reference code, you may answer a series of questions to find out if you are eligible to apply for a visa and/or permit, apply for Express Entry, and begin an online application.

If you begin your application **after you have logged into your account**, you will not receive a personal reference code, as the system will save your document checklist right into your account.

Determine your eligibility and apply online:

Visitor visa, study and/or work permit

Express Entry (EE)

International Experience Canada (IEC)

3. Start filling up the online questionnaire by following the tips below:

Find out if you're eligible to apply

What would you like to do in Canada? *(required)* ?

Study

How long are you planning to stay in Canada? *(required)*

Please make a selection

Select the code that matches the one on your passport. *(required)* ?

Please make a selection

What is your current country/territory of residence? If you are presently in Canada, you should select Canada. *(required)* ?

Canada

Do you have a **family member** who is a Canadian citizen or permanent resident and is 18 years or older? *(required)*

Please make a selection

What is your date of birth? *(required)* ?

Select year

Select month

Select day

Save and Exit Questionnaire

Next

Temporary – More than 6 months

“Family member” is defined as a spouse or common-law partner, dependent children, and their dependent children.



4. Click "Next". You will have to answer more questions to finish the questionnaire. Some of the tricky questions are answered below. **NOTE:** Read all the questions carefully. Not all students will have the same questions.

Find out if you're eligible to apply

Do you have a provincial or territorial attestation letter or meet an exception from submitting a provincial or territorial attestation letter? **(required)** ?

Yes, I meet an exception from submitting a provincial or territorial attestation letter

Save and Exit Questionnaire

If you are a continuing student applying for an extension in Columbia College, you are exempt from requiring a PAL for the extension

Next

Find out if you're eligible to apply

Are you a lawful permanent resident of the United States with a valid U.S. Citizenship and Immigration Services (USCIS) number? **(required)** ?

Please make a selection

Save and Exit Questionnaire

Next

Find out if you're eligible to apply

What is your current **immigration status** in Canada? **(required)** ?

Student

Save and Exit Questionnaire

Next

What is your **marital status**? **(required)** ?

Please make a selection

What is your **province or territory of destination**? If visiting multiple provinces or territories, select the one in which you will be spending most of your time. **(required)** ?

British Columbia

Save and Exit Questionnaire

Next

Select your marital status. If you are married, you will have to answer further questions in this questionnaire about your spouse and should be able to submit their application with yours.



Your results

Based on the information you provided, the result(s) below indicate(s) whether you may be eligible to come to Canada.

Study Permit (in Canada)

You may be eligible to extend your stay in Canada as a student

Continue ▶

Temporary Resident Visa

You will need a temporary resident visa to return to Canada.

If you are working or studying in Canada, your temporary resident visa may expire at the same time as your work or study permit. If your work or study permit is expiring soon, please renew your study or work permit first. Once your study or work permit is approved, you may apply for your temporary resident visa.

Continue ▶

Are you accompanying a family member who has status in Canada? *(required)* ?

Please make a selection

Accompanying you means that this person intends to come to Canada at the same time as you.

Do you also want to apply for a work permit? *(required)*

Please make a selection

Please make a selection
Yes, I wish to apply for a CoOp Work Permit

No

Since Columbia College does not have a Co-Op Program, click "No".



When does your status in Canada expire?

Date (required)

Select year Select month Select day

Save and Exit Questionnaire

Next

Put details of your current study permit

Have you had a medical exam performed by an IRCC authorized panel physician (doctor) within the last 12 months? (required)

Please make a selection

Please make a selection

Yes

No

If you have been in Canada for more than a year, then the answer is most likely to be "No".
NOTE: Not all family doctors are IRCC authorized panel physicians.
TIP: Click the blue question mark beside it to see the list of physicians.

A medical exam is needed before you submit your application for foreign nationals who:

- want to stay in Canada for more than 6 months and have lived in one or more designated countries or territories for more than six months in the past year or;
- intend to work in one of the following jobs:
 - health sciences worker
 - clinical laboratory worker
 - patient attendant in nursing or geriatric homes
 - medical student admitted to Canada to attend university
 - medical elective and physician on short term assignment
 - teacher of primary or secondary schools or other teachers of small children
 - domestics worker, someone who gives in-home care to children, the elderly and the disabled
 - day nursery worker

Do you fit into one of these categories? (required)

Please make a selection

Save and Exit Questionnaire

Next

TIP: If you select "yes" here, you will need to perform a medical test and submit the medical e-sheet with your application

Do you want to submit an application for a family member? (required)

Please make a selection

Save and Exit Questionnaire

Next

Select an option here based on whether you will be applying for a family member (family members are spouses and children)



Are you giving someone access to your application? **(required)** ?

- Yes, I will be appointing a representative to apply on my behalf
- Yes, grant authorization for IRCC to release your application information to another person.
- Yes, both appoint a representative and grant authorization to IRCC to release information to another person.
- No

Save and Exit Questionnaire

Next

In the past 10 years, have you given your fingerprints and photo (biometrics) for an application to come to Canada? **(required)**

Yes

You must have given biometrics before coming to Canada. If yes, please select "yes"

There are fees associated with this application. Will you be paying your fees or are you fee exempt? **(required)** ?

Yes, I will be paying my application fees.

Save and Exit Questionnaire

Next

If there is an exemption policy in place for your situation or citizenship, you can

Are you able to make a digital copy of your documents with a scanner or camera? **(required)** ?

Yes

Will you be paying your application fees online? To pay online, you can use a credit card (Visa, MasterCard, American Express, JCB, China Union Pay) or a Visa Debit or Debit MasterCard. **(required)** ?

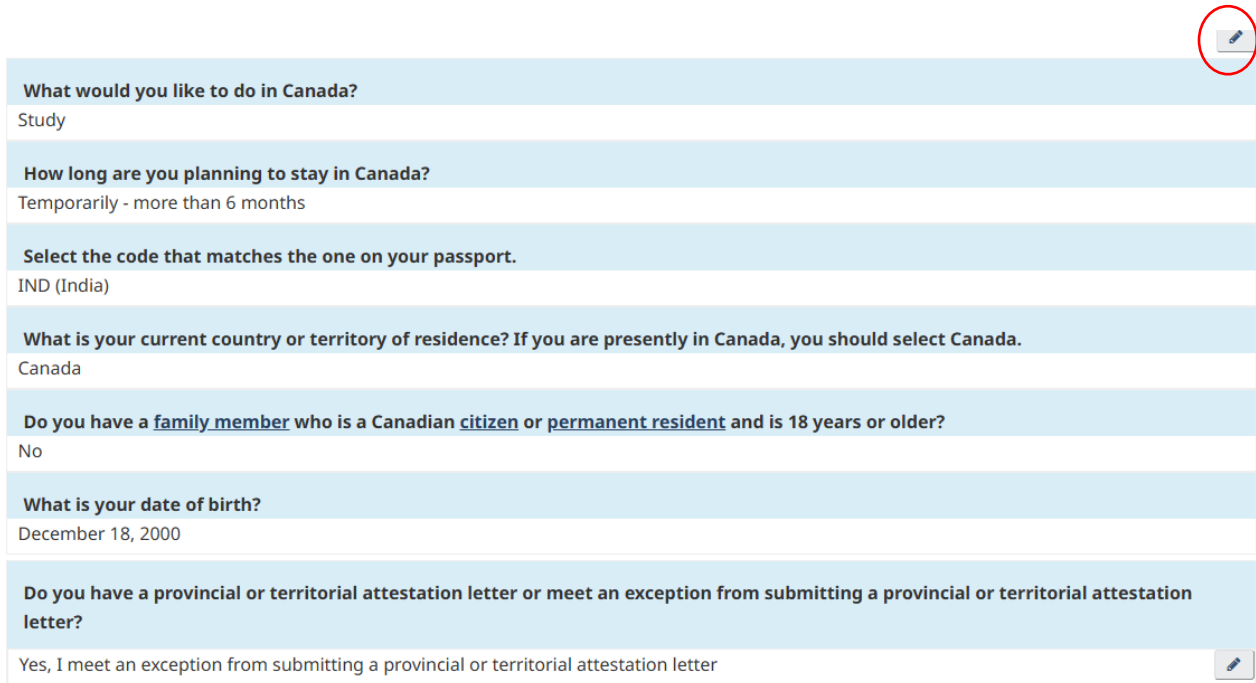
Yes

Save and Exit Questionnaire

Next



- Once you have completed the questionnaire, you will be directed to the “Review your answers” page. **NOTE:** You can modify any of your answers by selecting the pencil icon on the right.

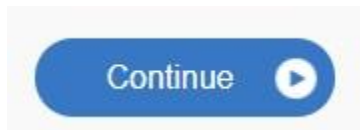


The screenshot shows a questionnaire form with the following questions and answers:

- What would you like to do in Canada?**
Study
- How long are you planning to stay in Canada?**
Temporarily - more than 6 months
- Select the code that matches the one on your passport.**
IND (India)
- What is your current country or territory of residence? If you are presently in Canada, you should select Canada.**
Canada
- Do you have a family member who is a Canadian citizen or permanent resident and is 18 years or older?**
No
- What is your date of birth?**
December 18, 2000
- Do you have a provincial or territorial attestation letter or meet an exception from submitting a provincial or territorial attestation letter?**
Yes, I meet an exception from submitting a provincial or territorial attestation letter

A pencil icon in the top right corner of the form is circled in red, indicating that answers can be modified.

- Scroll down and click “Continue”. Do the same thing for the next page.



- You will be redirected to your Document Checklist page.
TIP: Click the blue question mark under Instructions column to know more information on what is being asked.



Application Form(s)

Application Form(s)

Details	Document name	Instructions	Options
Not provided	Application to Change Conditions, Extend my Stay or Remain in Canada as a Student (IMM5709) (required)	?	Upload file

Supporting documents

Supporting documents

Details	Document name	Instructions	Options
Not provided	Proof of Provincial or Territorial Attestation Letter (PAL or TAL) Exception (required)	?	Upload file
Not provided	Passport (required)	?	Upload file
Not provided	Letter of Acceptance or Letter of Enrollment / Registration (required)	?	Upload file
Not provided	Proof of Means of Financial Support (required)	?	Upload file
Not provided	Digital photo (required)	?	Upload file

**ONLY UPLOAD your SPEL in this section.
DO NOT UPLOAD LOA OR CONFIRMATION OF ENROLMENT**

1. Download the Application Form and save it to your computer. Open it from the file location where you saved it, **not** through the webpage.

2. If you are a continuing student who is extending their study permit to complete your study program at Columbia college, then you are exempt from providing a Provincial attestation letter. You can write a small explanation letter in MS WORD with this explanation and upload it in this section.

I meet a Provincial attestation letter exemption listed on the IRCC website:

- Applying for a study permit extension at the same DLI **and** level of study as your current study permit.

3. This is **not** your original admission offer letter. This is the Study Permit Extension Letter issued by a Student Services Counsellor/Academic Adviser.



8. **Once you have uploaded all the files, submit and pay for the fees.**

II. HOW TO FILL-UP THE GOVERNMENT APPLICATION FORM

1. Click on the “Application to Change Conditions, Extend my Stay or Remain in Canada as a Student (IMM5709)”.

Your document checklist

Your documents

This is the list of documents you need to submit in order to apply. You cannot proceed until each file has been uploaded. Select the question mark button to learn more about each document.

[Are you having difficulty downloading a form?](#)

Versions of application forms for study permits and work permits dated November 2013 (11-2013), or later, and applications for temporary resident visas dated March 2014 (03-2014), or later, can only be uploaded to the IRCC Portal.

Note: You are responsible for ensuring that the documents you submit are correct. Carefully review the documents you have attached to this application. A decision concerning your application will be made based upon the information you submit. You will not be able to make changes to your application once it has been submitted. Please ensure that you scan and attach all relevant documents to your online submission. Any documents received by mail related to this application will not be considered.

Application Form(s)			
Application Form(s)			
Details	Document Name	Instructions	Options
Not Provided	Application to Change Conditions, Extend my Stay or Remain in Canada as a Student (IMM5709) (required)	?	Upload File

2. If you cannot see the form through the webpage, download the Application Form and save it to your computer. Open it from the file location where you saved it, **not** through the webpage.

For more information, please click “Are you having difficulty downloading a form?”.

[Are you having difficulty downloading a form?](#)

3. Fill-up the application form by following the tips provided in the next pages.

For more information, please read the instruction guide available here:

<https://www.canada.ca/en/immigration-refugees-citizenship/services/application/applicationforms-guides/guide-5552-applying-change-conditions-extend-your-stay-canadastudent.html#step1>



**APPLICATION TO CHANGE CONDITIONS,
EXTEND MY STAY OR REMAIN IN CANADA AS A STUDENT**

If you need more space for any section, print out an additional page containing the appropriate section, complete and submit it with your application.

Validate

Clear Form

1 UCI	2 * I want service in English	OFFICE USE ONLY Validated
3 I am applying for one or more of the following: <input checked="" type="checkbox"/> * Apply for a study permit for the first time or extend my study permit <input type="checkbox"/> * Restore my status as a student <input type="checkbox"/> * Get a new temporary resident permit (for inadmissible applicants only)		
PERSONAL DETAILS		
1 Full name * Family name (as shown on your passport or travel document)		
Given name(s) (as shown on your passport or travel document)		
2 a) Have you ever used any other name (e.g. Nickname, maiden name, alias, etc.)? <input type="checkbox"/> * No <input type="checkbox"/> * Yes b) If you answered "yes" to question 2a), please provide the name (e.g. Nickname, maiden name, alias, etc.) Family name Given name(s)		
*3 Sex	4 Date of birth * YYYY * MM * DD	5 Place of birth * City/Town * Country or Territory

Unique Client Identifier (UCI) is written on your Study Permit. It is typically a 10-digit number. Do not include hyphens.

Full name

Type your **family name (surname)** as it appears on your passport or travel document (even if the name is misspelled). Do not use initials.

Note: If you do not have a family name on your passport or travel document, enter all your given names here and leave the given name field blank.

Type all of your **given names (first, second, or more)** as they appear on your passport or travel document (even if the name is misspelled). Do not use initials.

Note: If you do not have a given name on your passport or travel document, leave this field blank. Do not enter "*", "Not applicable" or "NA".

7 Current country or territory of residence:				
Country or Territory	Status	Other	From	To
* Canada	* Student		* YYYY-MM-DD	* YYYY-MM-DD
8 a) Previous countries or territories of residence: During the past five years have you lived in any country or territory other than your country of citizenship or your current country or territory of residence (indicated above) for more than six months? <input type="checkbox"/> * No <input type="checkbox"/> * Yes b) If you answered "yes" to question 8a), please provide details				
Country or Territory	Status	Other	From	To
			YYYY-MM-DD	YYYY-MM-DD
			YYYY-MM-DD	YYYY-MM-DD

Fill this up **only** if:

- You lived in **other** countries other than your country of citizenship and current country of residence, **and**
- You lived there more for more than 6 months during the past 5 years.

FROM: Issue date written on your current Study permit

TO: Expiry date written on your current Study permit



5	* For this trip, will you use a passport issued by the Ministry of Foreign Affairs in Taiwan that includes your personal identification number?	<input type="checkbox"/> No	<input type="checkbox"/> Yes
6	* For this trip, will you use a National Israeli passport?	<input type="checkbox"/> No	<input type="checkbox"/> Yes

NATIONAL IDENTITY DOCUMENT

1	Do you have a national identity document? <input type="checkbox"/> * No <input type="checkbox"/> * Yes						
2	Document number	3	Country or territory of issue	4	Issue date	5	Expiry date
					YYYY-MM-DD		YYYY-MM-DD

If the boxes are colour grey, this means that Questions 5 & 6 are not applicable to you since they are not clickable.

Only certain countries have compulsory National Identity Documents. If your country does not have one, click 'NO'.

1 Current mailing address						
P.O. box	Apt/Unit	Street no.	* Street name			
* City/Town		* Country or Territory Canada		* Province	* Postal code	
2 Residential address Same as mailing address? <input type="checkbox"/> * No <input type="checkbox"/> * Yes						
Apt/Unit	Street no.	Street name				
City/Town		* Country or Territory Canada		Province	Postal code	

This is the address where your new Study Permit will be mailed. Ensure that it is correct.
NOTE: PO boxes are locked compartments within a Post Office. If you do not have one, do not answer this box.

If your mailing address is also the address where you currently live, click 'YES'.

COMING INTO CANADA

1	Date and place of your original entry to Canada	* Date YYYY-MM-DD	* Place
2	* a) The original purpose for coming to Canada Study		b) Other
3	Date and place of your most recent entry to Canada (if not the same as original entry)	Date YYYY-MM-DD	Place
4	If applicable, provide the document number of the most recent Visitor Record, Study Permit, Work Permit or Temporary Resident Permit issued to you.		Document Number

1. DATE: The date when you first landed in Canada.

PLACE: The name of the Port of Entry where you first landed in Canada. (i.e airport, land border crossing, etc)

3. DATE: If you left Canada since you first entered, indicate your most recent entry date.

4. This is written on the top right corner of your Study Permit. It starts with an "F".



PLACE: The name of the Port of Entry where you entered in

Canada. (i.e airport, land border crossing, etc)

DETAILS OF INTENDED STUDY IN CANADA

1 I have been accepted at the following educational institution					
* a) Name of School Columbia College		My level of study will be: College - Diploma		*My field of study will be:	
b) Complete address of school in Canada					
* Province BC	* City/Town Vancouver	* Address 438 TERMINAL AVENUE			
2 Designated Learning Institution # (O#) O19279591302		My Student ID # is:		3 Duration of expected study	* From * To YYYY-MM-DD YYYY-MM-DD
4 The cost of my studies will be: * Tuition Room and board Other			5 * a) Funds available for my stay(CAD) * b) My expenses in Canada will be paid by: c) Other		
6 a) In addition to a study permit, are you also applying for a work permit? <input checked="" type="checkbox"/> * No <input type="checkbox"/> * Yes			b) What type of work permit are you applying for:		
7 If you have been issued a Quebec Acceptance Certificate (CAQ), provide the: Certificate Number Expiry Date					
If you are under the age of majority of the province/territory where you intend to study, you must fill out the Custodian Declaration [IMM5646] form.					

The DLI number is written on your Study Permit Extension Letter. It starts with letter "O".

FROM: Today's date
TO: This is written in your Study Permit Extension Letter as "Estimated Completion Date".

TUITION: The amount that is written on your Study Permit.
ROOM & BOARD: How much you are paying for rent

FUNDS AVAILABLE: If you are paying for your expenses in Canada, write your current bank account balance. If your parents or other financial supporters are paying for it, write their current bank account balance.

EDUCATION

Have you had any <u>post secondary</u> education (including university, college or apprenticeship training)? <input type="checkbox"/> * No <input checked="" type="checkbox"/> * Yes			
If you answered "yes", give full details of your highest level of <u>post secondary</u> education.			
1	From *YYYY *MM	*Field and level of study	*School/Facility name COLUMBIA COLLEGE
	To YYYY MM	*City/Town VANCOUVER	Country or Territory Canada
			*Province/State

NOTE: Post secondary education means any level of education beyond high school/secondary. An example is College education.

FROM: Month and date when you first attended classes in Columbia College. **TO:** This is written in your Study Permit Extension Letter as "Estimated Completion Date".



EMPLOYMENT

Give details of your employment for the past 10 years, including if you have held any government positions (such as civil servant, judge, police officer, mayor, member of parliament, hospital administrator)				
1	From	* Current Activity/Occupation	* Company/Employer/Facility name	
	*YYYY To *MM YYYY MM	* City/Town	Country or Territory	Province/State
2	From	Previous Activity/Occupation	Company/Employer/Facility name	
	YYYY To MM YYYY MM	City/Town	Country or Territory	Province/State

IMM 5709 (06-2019) E
APPLICATION TO CHANGE CONDITIONS,
EXTEND MY STAY OR REMAIN IN CANADA AS A STUDENT

IMMIGRATION, REFUGEES AND CITIZENSHIP CANADA
IMMIGRATION, RÉFUGIÉS ET CITOYENNETÉ CANADA

PAGE 4 OF 5

Applicant Name	Date of Birth
----------------	---------------

EMPLOYMENT (CONTINUED)

3	From	Previous Activity/Occupation	Company/Employer/Facility name	
	YYYY To MM YYYY MM	City/Town	Country or Territory	Province/State

NOTES:

1. It is asking for your employment for the past TEN (10) years.
2. Start from your current employment.
3. There are only 3 fields written on the form. If you have more than 3 employers, create an additional document on Word and upload it in **“Client Information Section”** under Optional Documents.

You may follow the template provided in the next page.



SAMPLE TEMPLATE FOR ADDITIONAL EMPLOYMENT (IMM 5709)

Applicant: [Your full name]

Date of Birth:

Addendum on Employment

IMM 5709, Page 3

4	FROM	PREVIOUS ACTIVITY/OCCUPATION	COMPANY/EMPLOYER/FACILITY NAME	
	TO	CITY/TOWN	COUNTRY/TERRITORY	PROV/STATE
5	FROM	PREVIOUS ACTIVITY/OCCUPATION	COMPANY/EMPLOYER/FACILITY NAME	
	TO	CITY/TOWN	COUNTRY/TERRITORY	PROV/STATE
6	FROM	PREVIOUS ACTIVITY/OCCUPATION	COMPANY/EMPLOYER/FACILITY NAME	
	TO	CITY/TOWN	COUNTRY/TERRITORY	PROV/STATE
7	FROM	PREVIOUS ACTIVITY/OCCUPATION	COMPANY/EMPLOYER/FACILITY NAME	
	TO	CITY/TOWN	COUNTRY/TERRITORY	PROV/STATE
8	FROM	PREVIOUS ACTIVITY/OCCUPATION	COMPANY/EMPLOYER/FACILITY NAME	
	TO	CITY/TOWN	COUNTRY/TERRITORY	PROV/STATE
9	FROM	PREVIOUS ACTIVITY/OCCUPATION	COMPANY/EMPLOYER/FACILITY NAME	
	TO	CITY/TOWN	COUNTRY/TERRITORY	PROV/STATE
10	FROM	PREVIOUS ACTIVITY/OCCUPATION	COMPANY/EMPLOYER/FACILITY NAME	
	TO	CITY/TOWN	COUNTRY/TERRITORY	PROV/STATE



BACKGROUND INFORMATION

You must complete this section if you are 18 years of age or older.

Clear Section

1	a) Within the past two years, have you or a family member ever had tuberculosis of the lungs or been in close contact with a person with tuberculosis?	<input type="checkbox"/> *No	<input type="checkbox"/> *Yes
	b) Do you have any physical or mental disorder that would require social and/or health services, other than medication, during a stay in Canada?	<input type="checkbox"/> *No	<input type="checkbox"/> *Yes
	c) If you answered "yes" to question 1a) or 1b), please provide details.		
2	a) Have you ever remained beyond the validity of your status, attended school without authorization or worked without authorization in Canada?	<input type="checkbox"/> *No	<input type="checkbox"/> *Yes
	b) Have you ever been refused a visa or permit, denied entry or ordered to leave Canada or any other country or territory?	<input type="checkbox"/> *No	<input type="checkbox"/> *Yes
	c) Have you previously applied to enter or remain in Canada?	<input type="checkbox"/> No	<input checked="" type="checkbox"/> Yes
	*d) If you answered "yes" to question 2a), 2b) or 2c), please provide details.		
I HAVE INITIALLY APPLIED FOR A STUDY PERMIT TO COME TO CANADA AS AN INTERNATIONAL STUDENT. IT WAS APPROVED ON [DATE] .			

Complete the Background Information Section.


If you had any previous visa refusals, click "YES" on **2(b)** and explain in the box below.

Click "YES" on **2(c)** and follow the template written on the box below.



TO COMPLETE YOUR FORM

1. Once the application is completed, click on the “Validate” button located at the top or bottom of the form. This will generate a barcode page (page 5 of 5) - see image below.



NOTE: This barcode page will not appear if you fill out your application by hand.

2. If you are 18 years of age or older, you must sign and date in the boxes provided at the bottom of the page.
3. If you are less than 18 years of age, your form must be signed by one of your parents or a legal guardian.

NOTE: By signing, you certify that you fully understand the questions asked, and that the information you have provided is complete, accurate, and factual.

NOTE: If you are applying online, do **not** print out your application form to sign it.

4. **Upload it in your MyCIC Account.**